

OPTIMIZER ADVANCED PLANT CONTROLLER

The Advanced controllers are a family of next generation Integration & Plant controllers incorporating the Niagara framework & powered by an IMX8 64bit quad-core processor. The IP devices are freely programmable, with a dedicated suite of IO modules providing extremely flexible control options. Using the power of Niagara they provide both Ethernet & Serial integration options and are native BACnet™ Building Controllers (“B-BC”).



The N-ADV-133-H, N-ADV-134-H, and N-ADV-112-H Advanced controllers are designed for a wide variety of complex applications. These devices feature RS485 channels for BACnet™ MS/TP, Panel Bus, Modbus RTU, M-Bus, and IO module devices, Ethernet ports for BACnet™ IP devices, and a RJ11 interface for HMI devices. These controllers also have touchflakes to connect with multiple IOs in series and a USB Type-C interfaces to connect with a computer for serial communication. These controllers can be mounted on either a DIN rail or on the wall mounted in either horizontally or vertically orientations.

FEATURES AND HIGHLIGHTS

SIMPLE AND FLEXIBLE ENGINEERING

- Conforms to BACnet™ Standard 135 protocol version 1.15 (ISO 16484-5).
- N-ADV-112-H controller has Ethernet ports - one isolated Ethernet port and one switched IP ports.
- N-ADV-133-H series controller has Ethernet ports - one isolated Ethernet port and three switched IP port.
- N-ADV-134-H controller has Ethernet ports - one isolated Ethernet port and three switched IP port.
- RJ11 interface to connect with an HMI device for field operations.
- Touch flake to support RS485 IO module devices.
- Support Peer-to-Peer communication.
- Supports DHCP (Automatic IP address assignment).
- Using devices with multiple Switch IP ports, Supports daisy chain connection.
- i.MX 8M Plus, quad Arm® Cortex®-A53 processor, long life industrial grade, Frequency: 1.2 GHz.

EFFICIENCY AND SAFETY ON SITE

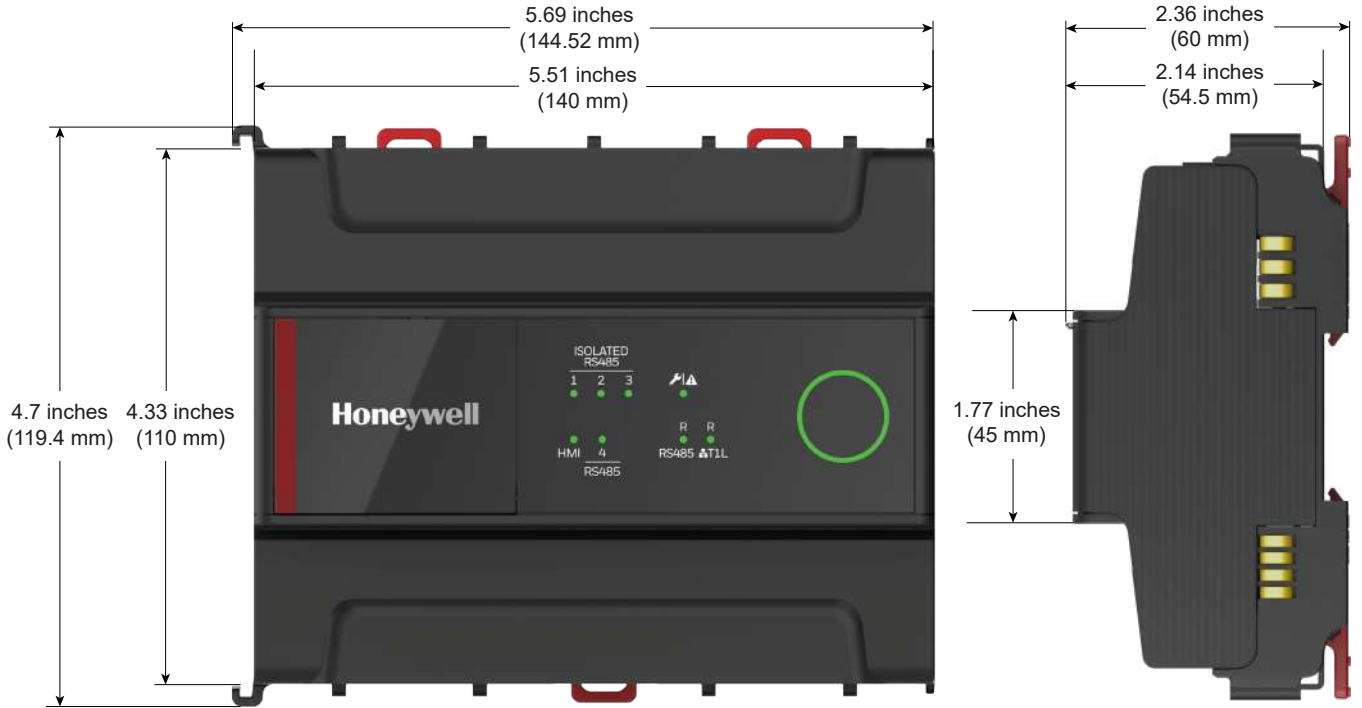
- Multi-color LEDs to show the operational status of the isolated RS485 communications, HMI device, Ethernet connection, and Service state of the controller.
- Built-in advanced diagnostics software facilitating troubleshooting for IP and MS/TP devices.
- Ferroelectric RAM (FRAM) to store the live data for the controller, including storing the last known values when power is removed.
- UTF-8 and UCS-2 character encoding formats are supported.
- Protective end covers to protect the Touch flake.
- Ubuntu Core OS with snap container based modular software design (Cyber Secure).
- Processor featuring Neural Net Accelerator for future development of low latency AI/ML algorithms at the Edge.

EASY UPGRADE

- All RS485 channels support Panel Bus, BACnet™ MS/TP, Modbus RTU, and M-Bus.
- Removable terminal blocks with screw (factory installed) or Push-in terminals.
- Built-in Web server with HTML5 to support graphics.
- Supports for Azure IOT remote device management and update services.

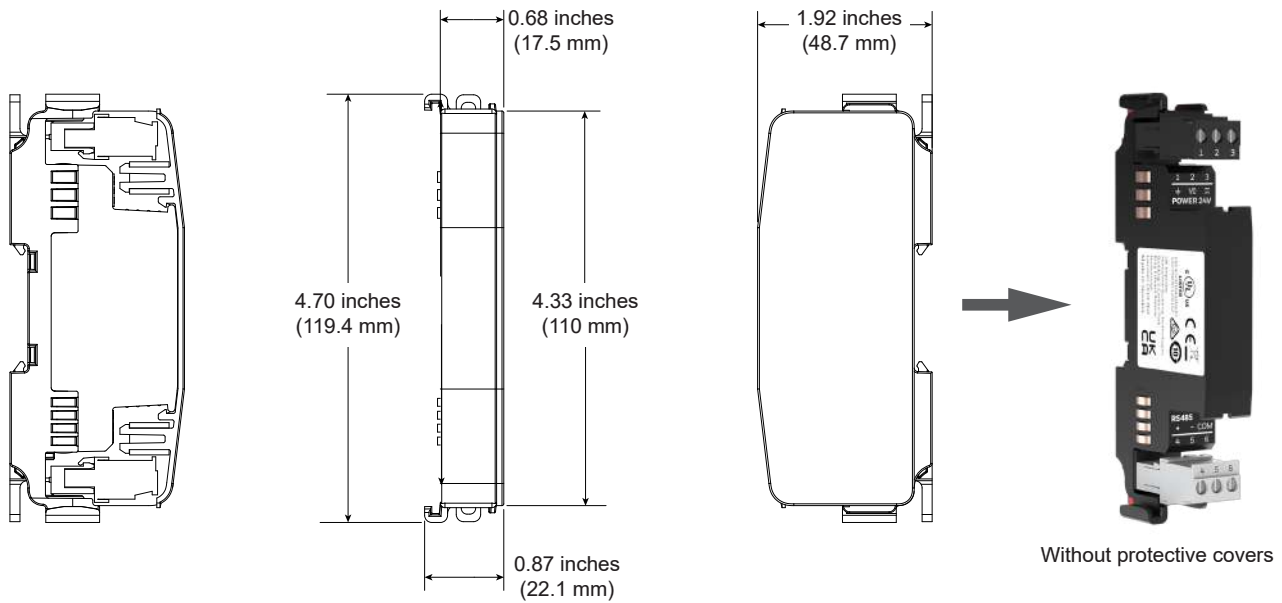
DIMENSIONS

ADVANCED PLANT CONTROLLER



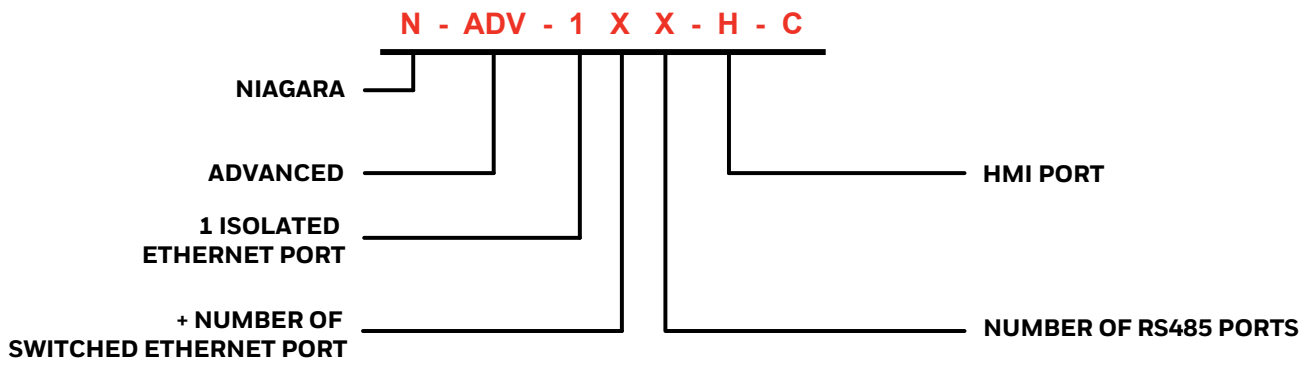
All dimensions are in inches (mm). For illustration, the N-ADV-134-H controller is shown.

WIRING ADAPTER



All dimensions are in inches (mm).

CONTROLLER PART NUMBERS DESCRIPTION



ORDERING INFORMATION

| ORDERING INFORMATION | | | | | |
|----------------------|----------------|------------------|-----------|-------------|-----------------------|
| PART NUMBER | ETHERNET PORTS | SWITCHED IP PORT | HMI PORTS | RS485 PORTS | TOUCH FLAKE (RS485-R) |
| N-ADV-134-H-C# | 1 | 3 | YES | 4 | YES |
| N-ADV-133-H-C | 1 | 3 | YES | 3 | YES |
| N-ADV-112-H-C | 1 | 1 | YES | 2 | YES |

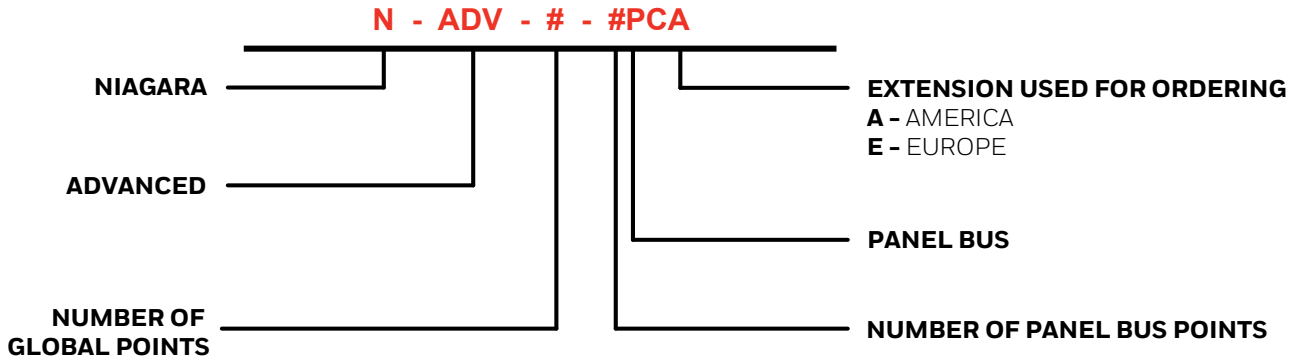
Note: For example, a customer wishing to buy an Advanced controller with 1 isolated Ethernet port, 3 Switched ports, and 3 serial ports, would order using part number N-ADV-133-H-C.

The N-ADV-134-H-C controller variant will be launched in the upcoming release.

| ACCESSORIES AND REPLACEMENT PARTS | |
|-----------------------------------|---|
| PART NUMBER | DESCRIPTION |
| HMI-DN | Touch screen HMI with DIN Rail Mount |
| HMI-WL | Touch screen HMI with Panel Door/Wall Base |
| HMI-ACC-DN | DIN Rail base accessory |
| HMI-ACC-WL | Door/Wall base accessory |
| HMI-CABLE-S | 0.82 ft. (0.25 m) length HMI cable, short |
| HMI-CABLE-L | 9.84 ft. (3 m) length HMI cable, long |
| ENDCOVER-10 | Protective end covers, pack of 10 |
| TCVR-140-10 | Terminal covers 5.5 inches (140 mm), pack of 10 |
| SCRW-TB-3-BLK-50 | Black 3 way screw terminals, pack of 50 |
| SCRW-TB-3-GRY-50 | Grey 3 way screw terminals, pack of 50 |
| PUSH-TB-3-BLK-50 | Black 3 way push terminals, pack of 50 |
| PUSH-TB-3-GRY-50 | Grey 3 way push terminals, pack of 50 |
| DIN-CLIP-10 | Din rail clip, pack of 10 |
| IO-ADPT-S-2 | Wiring adapters, Power & Comms, Serial, Pack of 2 |

Note: The controller is supplied with Din rail clips, Terminal covers, Protective end ver, and the appropriate screw terminal blocks for the variant. In addition to the HMI and wiring adapter, the accessories supplied with the controller can be ordered as spare parts should they be required.

SOFTWARE LICENSES AND UPGRADES



ADVANCED CONTROLLER NIAGARA CORE LICENSES

A Niagara license is required run the core Niagara framework. Select one of the licenses from the below table.

| ADVANCED CONTROLLER NIAGARA CORE LICENSES | |
|---|---|
| PART NUMBER | DESCRIPTION |
| N-ADV-00050-100PC * | Advanced core license with 3 Devices ¹ , 50 Global Pts, 100 Panel Bus Pts and 18 month initial SMA, + I/O |
| N-ADV-00500-100PC * | Advanced core license with 10 Devices ¹ , 500 Global Pts, 100 Panel Bus Pts & 18 month initial SMA, + I/O |
| N-ADV-01250-255PC * | Advanced core license with 25 Devices ¹ , 1250 Global Pts, 255 Panel Bus Pts and 18 month initial SMA, + I/O |
| N-ADV-05000-255PC * | Advanced core license with 100 Devices ¹ , 5000 Global Pts, 255 Panel Bus Pts and 18 month initial SMA, + I/O |
| N-ADV-10000-255PC * | Advanced core license with 200 Devices ¹ , 10000 Global Pts, 255 Panel Bus Pts and 18 month initial SMA, + I/O |

¹ Device limit applies only outside of Europe. Panel Bus IOs do not count towards the device limit.

Note: * To reference your region for ordering. A is for America & rest of the world and E is for Europe. Please contact your Honeywell Sales Representative if you have any questions.

For example, a customer wishing to buy a 500 global point controller with 100 Panel Bus points in the USA where device and point count limits apply, would order using part number N-ADV-00500-100PCA.

For example, a customer wishing to buy a 500 global point controller with 100 Panel Bus points in Europe where only the point count limits apply, would order using part number N-ADV-00500-100PCE.

ADVANCED CONTROLLER PANEL BUS POINT UPGRADE LICENSES

Advanced Controller core licenses can be upgraded with any of the following upgrade license.

| PANEL BUS POINT UPGRADE LICENSES | |
|----------------------------------|---------------------------------------|
| PART NUMBER | DESCRIPTION |
| N-ADV-0100P-UP | Upgrade License for 100 Panel Bus Pts |
| N-ADV-0255P-UP | Upgrade License for 255 Panel Bus Pts |

ADVANCED CONTROLLER GLOBAL CAPACITY POINT UPGRADE LICENSES

Advanced Controller core Global points capacity licenses can be upgraded with any of the following upgrade licenses.

| GLOBAL CAPACITY POINT UPGRADE LICENSES | |
|--|---|
| PART NUMBER | DESCRIPTION |
| PIN-DEV-1 | Additional 1 Device**, 50 Global point capacity. |
| PIN-DEV-2 | Additional 2 Device**, 100 Global point capacity. |
| PIN-DEV-10 | Additional 10 Device**, 500 Global point capacity. |
| PIN-DEV-25 | Additional 25 Device**, 1250 Global point capacity. |
| PIN-DEV-50 | Additional 50 Device**, 2500 Global point capacity. |

** Device limit applies outside of Europe only. Panel Bus IO module point do not count towards the device limit.

SOFTWARE LICENSES AND UPGRADES

ADVANCED CONTROLLER SMA LICENSES

The Advanced Controller core licenses can be upgraded with the following SMA licenses.

| SMA LICENSES | |
|--------------|---|
| PART NUMBER | DESCRIPTION |
| SMA-0001-1YR | 1 year maintenance for 50 global Pts. |
| SMA-0001-3YR | 3 years maintenance for 50 global Pts. |
| SMA-0001-5YR | 5 years maintenance for 50 global Pts. |
| SMA-0010-1YR | 1 year maintenance for 500 global Pts. |
| SMA-0010-3YR | 3 years maintenance for 500 global Pts. |
| SMA-0010-5YR | 5 years maintenance for 500 global Pts. |
| SMA-0025-1YR | 1 year maintenance for 1250 global Pts. |
| SMA-0025-3YR | 3 years maintenance for 1250 global Pts. |
| SMA-0025-5YR | 5 years maintenance for 1250 global Pts. |
| SMA-0100-1YR | 1 year maintenance for 5000 global Pts. |
| SMA-0100-3YR | 3 years maintenance for 5000 global Pts. |
| SMA-0100-5YR | 5 years maintenance for 5000 global Pts. |
| SMA-0200-1YR | 1 year maintenance for 10000 global Pts. |
| SMA-0200-3YR | 3 years maintenance for 10000 global Pts. |
| SMA-0200-5YR | 5 years maintenance for 10000 global Pts. |

Note: The number of global points is taken into consideration at the moment of licensing. If you have a valid SMA and you upgrade with a number of global points exceeding the SMA, the licenses will run until your SMA expires. If you extend your SMA after expiration, you will have to buy the SMA associated with the new number of global points.

INTERFACES AND BUS CONNECTIONS


Advanced Via its various interfaces and bus connections, N-ADV-112-H controller can be connected to a variety of devices and systems.

ETHERNET INTERFACES

Both Ethernet interfaces can connect the controller to a computer using an Ethernet crossover cable.

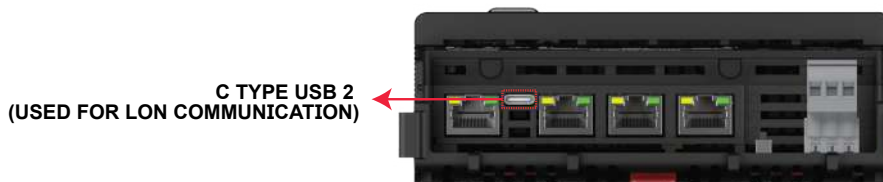
The user can upload, download, and debug the controller application using Niagara workbench from the computer. These connections also establish Internet connectivity.

The controller can be operated via a standard browser. By default, an integrated web-server provides all operation pages for a full browser-based operation. While browsing, the controller can remain connected to the Ethernet network without interruption.



USB INTERFACES (USB 2.0 HOST INTERFACE)

The controller is built with two USB Type-C ports to connect with the computer and mobile/tablet devices using a USB cable to monitor and troubleshoot the controller. The USB2 port 2 can connect the IFLON2 gateway interface, allowing the Advanced controller to connect to a LON network.



INTERFACES AND BUS CONNECTIONS

USB INTERFACES (USB 2.0 DEVICE INTERFACE)

The USB port 1 Device interface at the front, which is an Ethernet over USB connection. The permanent IP address of this USB interface is 192.168.255.241.

This interface allows connection of the Niagara workbench for programming and operation.



WIRING ADAPTER

Use the wiring adapter when power and the communication bus needs to be extended to the next DIN rail of IO modules or when an IO module is remotely mounted from the controller. The wiring adapter has a reversible cover that allows wiring left to right or right to left in the panel.

The wiring adapter has Touch flake connections on both left and right sides and provides a set of terminals for power and a set of terminals for the RS485 communication bus. The power and the communication bus are transferred to the IO modules by the Touch flake connections.

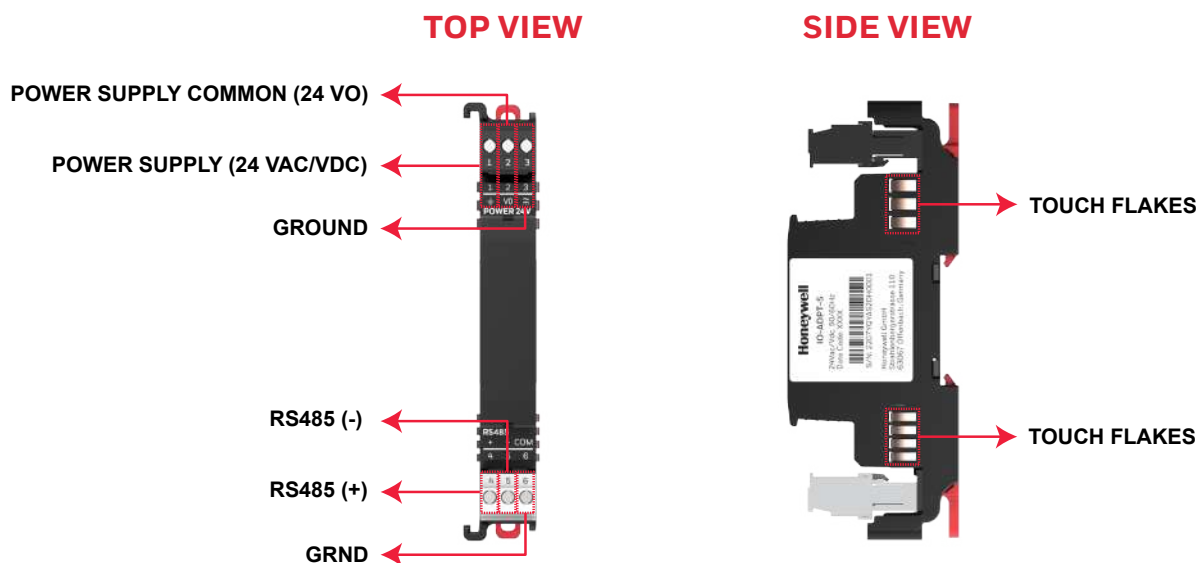
For terminal information, refer to the Interface of terminals in below figure. The wiring adapter has removable factory-installed screw terminal blocks.

The electrical ratings, environmental ratings, DIN standards, IP protection of the Touch flakes, life expectancy, and other compliance standards of the adapter are the same as IO modules.

RS485-R TERMINAL AND T1L TOUCH FLAKES

- RS485 Terminals - Touch flake connections extend RS485 communications from the Advanced Plant Controller to the IO modules.
- T1L Touch flakes - Touch flake connections extend T1L communications from the Advanced Plant Controller to future T1L IO modules and future T1L communication modules. This is a pass through connection only to allow RS485 and T1L modules to co-exist on the same DIN rail.

WIRING ADAPTER - INTERFACE



PRODUCT SPECIFICATION

| HARDWARE | |
|--------------------------------------|---|
| PARAMETER | SPECIFICATION |
| Ferroelectric RAM (FRAM) | 768 KB |
| LPDDR4 | 2 GB |
| EMMC | 8 GB |
| CPU | i.MX 8M Plus, quad Arm® Cortex®-A53 processor, long life industrial grade, Frequency: 1.2 GHz |
| Operating System | LINUX 64-bit |
| Real-Time Clock Timekeeping Accuracy | +/- 3 ppm: +/- 1.57 minutes per year (+/- 0.26 seconds per day) |
| Real-Time Clock Retention | Buffered for 72 hours by gold capacitor (3 day retention) |

| ELECTRICAL | |
|------------------------|--|
| PARAMETER | SPECIFICATION |
| Operating Voltage (AC) | 24 VAC (+/-20%) = 19 to 29 VAC 50/60 Hz |
| Operating Voltage (DC) | 24 VDC (+/-20%) = 20 to 30 VDC |
| Overvoltage Protection | Protected against overvoltages of max. 29 VAC or 40 VDC. Terminals protected against short-circuiting. |

| POWER CONSUMPTION | | | | |
|-------------------|-------------------|-------------|---------------------|--------|
| CONTROLLER | POWER CONSUMPTION | | CURRENT CONSUMPTION | |
| | 24 VAC | 24 VDC | 24 VAC | 24 VDC |
| N-ADV-134-H | Max. 36 VA | Max. 13 W | 1500 mA | 540 mA |
| N-ADV-133-H | Max. 34 VA | Max. 12.5 W | 1420 mA | 520 mA |
| N-ADV-112-H | Max. 34 VA | Max. 12.5 W | 1420 mA | 520 mA |

| DIMENSIONS | |
|------------|--|
| PARAMETER | SPECIFICATION |
| Dimensions | 5.91x2.36x4.7 inches (150.2x60x119.4 mm) |
| Mounting | DIN rail or wall mounted |

| OPERATIONAL ENVIRONMENT | |
|---------------------------|--|
| PARAMETER | SPECIFICATION |
| Storage Temperature | -20 to 158 °F (-28.9 to +70 °C) |
| Operating temperature | -13 to 140 °F (-25 to 60 °C) |
| Humidity | 5 to 95% relative humidity (non-condensing) |
| Vibration Under Operation | 0.024" double amplitude (2 to 30 Hz), 0.6 g (30 to 300 Hz) |
| Dust, Vibration | According to EN60730-1 |
| Protection | IP20 with optional terminal covers |
| Pollution Level | 2 |
| Altitude | 13123 ft (4000m) |

| STANDARDS AND CERTIFICATIONS | |
|-------------------------------|---|
| PARAMETER | SPECIFICATION |
| Protection Class | IP20 |
| Product Standards | UL60730-1, UL60730-2-9, UL916, IEC/EN60730-1, Energy Management Equipment, IEC/EN60730-2-9, CAN/CSA-E60730-1:02, IEC/EN61326-1, and IEC/EN61010. |
| Testing Electrical Components | IEC68 |
| Certification | UL60730-1, UL916, CE, BTL B-BC, BACnet™ Standard 135 version 1.14, ISO 16484-5, FCC Part15, WEEE, C-tick RCM, Subpart B, CAN ICES-3 (B)/NMB- 3(B), RCM, EAC, RoHS II, Ethernet Protocol version IEEE802.3, EN-1434-3 and EN-13757-3 |
| Energy Performance | EN12098-1:2022 and EN ISO 52120-1:2022 |
| System Transformer | The system transformer(s) must be safety isolating transformers according to IEC 61558-2-6. In the U.S.A. and Canada, NEC Class 2 transformers must be used. |

Note: The device will be a BACnet B-BC device and approval is in progress

PRODUCT SPECIFICATION

| CONNECTION TO BUSES | | | | | | |
|---------------------|---------------------------------|---------|---------|---------|---------|--------------------------|
| PROTOCOLS | MAX. NO. OF DEVICES PER CHANNEL | RS485-1 | RS485-2 | RS485-3 | RS485-4 | RS485-R (WIRING ADAPTER) |
| #Panel Bus | 64 | Yes | Yes | Yes | Yes | Yes |
| #MSTP | 64 | Yes | Yes | Yes | Yes | Yes |
| Modbus RTU | 32 | Yes | Yes | Yes | Yes | Yes |
| *M-Bus | 60 | Yes | Yes | Yes | Yes | Yes |

Note:

- The communication rate across each interface depends on the given communication protocol.
- #Up to 64 I/O modules are supported on a Panel Bus channel. 16 devices of each I/O module type are allowed up to the maximum of 64 devices on a bus.
For example, you can have 16 of the 8DOR with HOA, 16 of the 16UIO without HOA, 16 of the 16UIO with HOA, and 16 of the 16DI.
- * The controller can function as an M-Bus Master. It uses a standard-level converter (e.g., PW60) to connect to the M-Bus devices.
- A wiring adapter is required to establish communication and power supply over RS485-R (default channel). The default channel must be closed with the protective cover if it is not used.


| COMMUNICATION | |
|---------------------------|--|
| PARAMETER | SPECIFICATION |
| Ethernet Connection Speed | 10/100/1000 Mbps, RJ45 |
| IP Addressing Modes | <ul style="list-style-type: none"> • dhcp - Dynamic • Static |

| COMMUNICATION BAUD RATES | |
|--------------------------|---------------------------------------|
| PARAMETER | SPECIFICATION |
| M-Bus | 0.3 to 19.2 Kbps |
| HMI Port | 5 VDC power output and RS485-R |
| Modbus RTU | 0.3 to 115.2 Kbps |
| BACnet® MS/TP | 9.6, 19.2, 38.4, 76.8, and 115.2 Kbps |
| Panel Bus | 115.2 Kbps |


| APPLICABLE TECHNICAL LITERATURE | |
|--|-----------|
| TITLE | REFERENCE |
| Mounting Instruction | 31-00553 |
| Installation Instruction and Commissioning | 31-00584 |

PLANT CONTROLLER - INTERFACE

N-ADV-134-H




N-ADV-133-H



PLANT CONTROLLER - INTERFACE

N-ADV-112-H

TOP VIEW



By using this Honeywell literature, you agree that Honeywell will have no liability for any damages arising out of your use or modification to, the literature. You will defend and indemnify Honeywell, its affiliates and subsidiaries, from and against any liability, cost, or damages, including attorneys' fees, arising out of, or resulting from, any modification to the literature by you.

Honeywell Building Technologies

715 Peachtree Street, N.E.,
Atlanta, Georgia, 30308, United States.
<https://buildings.honeywell.com/us/en>

@U.S. Registered Trademark
© 2023 Honeywell International Inc.
31-00631-01 | Rev.07-23

